



miniOne® SYSTEMS

Care of Your MiniOne® Electrophoresis System


To ensure a long life for your MiniOne® Electrophoresis System follow these steps to clean, dry, and store. Graphite electrodes should be handled with care and rivets protected from rust.



1. Wipe up any moisture from the inside of the carriage and around the rivets as soon as you are done.



2. Rinse the tank, gel tray, and casting stand with deionized or distilled water. Wipe the outside of the gel tank, particularly around the grommets that connect to the rivets in the carriage.



3. Allow the tank, gel trays, and casting stand to dry upside down.



4. Store the tank upside down inside the carriage. This relieves pressure on the connectors.